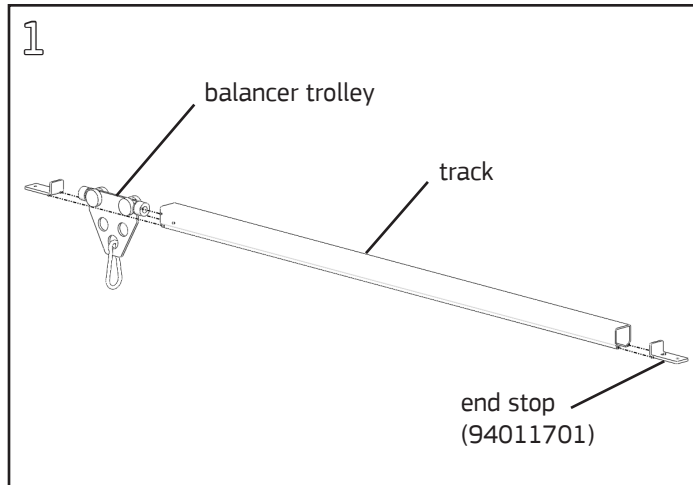


Tool Traveler

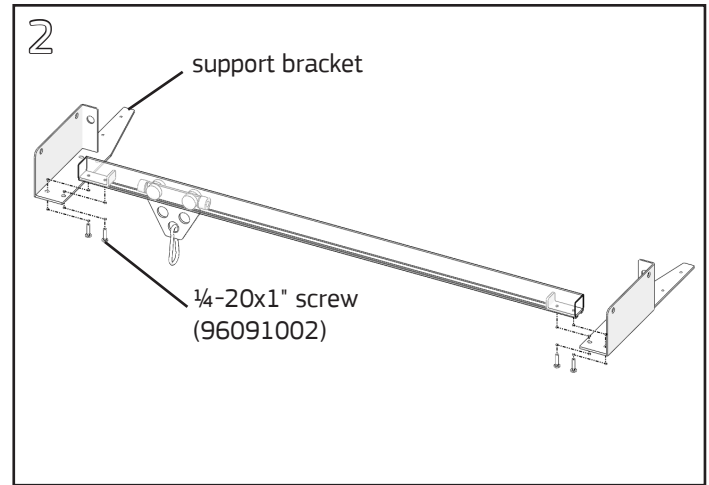
Product Numbers

- TTG

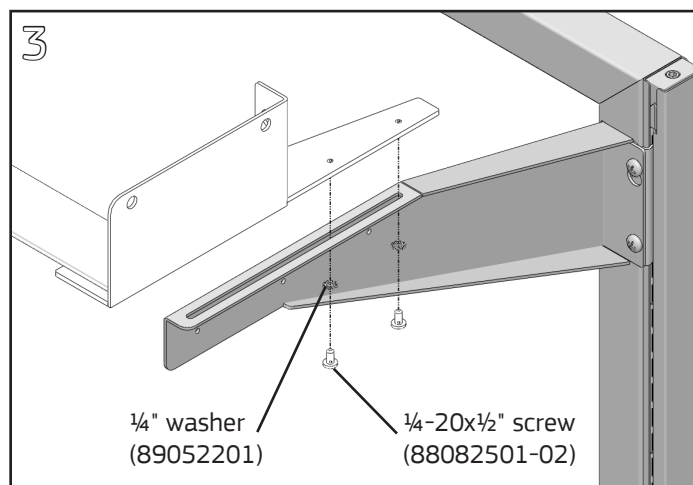
Hardware Pack: TTGHP (p/n 90071001-02)



Install Cantilever Light Brackets with or without Task Light per installation instructions. Slide balancer trolley into track. Insert an end stop, flange first, into each end of the track.



Center track between support brackets. Align the holes in the end stops with the two holes in the bottom of the support brackets, in either the front or rear position. Fasten each end with (2) 1/4-20x1" Phillips pan head SEMS screws using a #2 Phillips screwdriver.



Fasten each Tool Traveler support bracket to the slots in the top of the Cantilever Light Brackets with (2) 1/4-20x1/2" Phillips pan head SEMS screws and (2) 1/4" external tooth lock washers using a #2 Phillips screwdriver.