

Ultra Leg

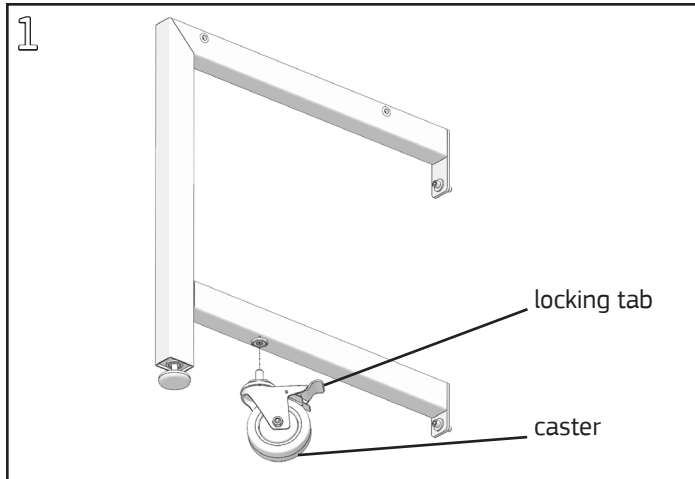
Product Numbers

- UL25xxC, UL25xxG
- UL30xxC, UL30xxG

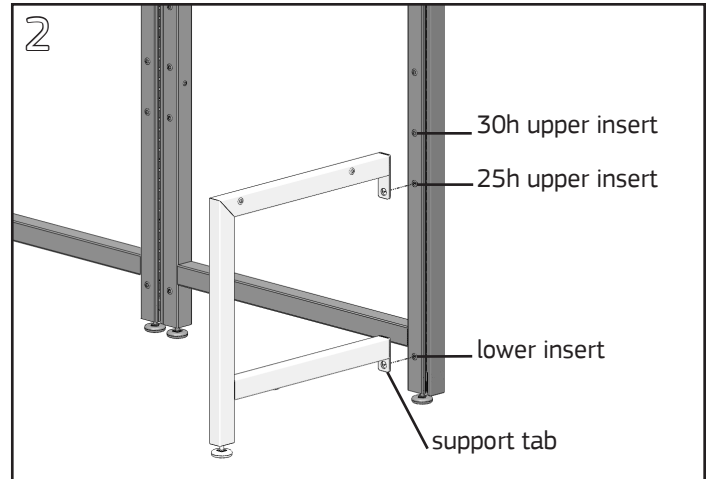
Required Tools

- 1/4" Allen Wrench or 1/4" Hex Bit with Driver

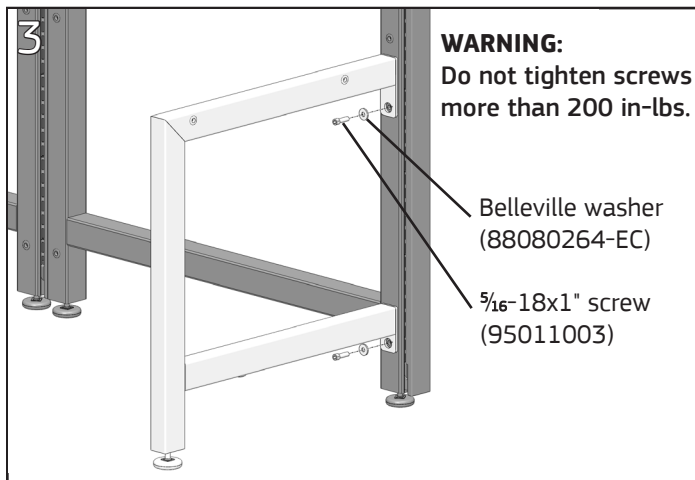
Hardware Pack: LEGHP (p/n 96022009) for both
 CASTER56 (p/n 99010508) for caster style



Leg with caster - locate caster (shipped separately) and lock it by pressing the tab near the top of the wheel. Install the caster in the threaded hole in the bottom of the leg.



Align holes in the leg support tabs with the threaded inserts on the front or back face of an UltraFrame or Connector Post.



Fasten leg to frame/post with (2) Belleville washers placed concave side against the tab and (2) 5/16-18x1" cap screws using a 1/4" Allen wrench/hex bit. Adjust glide up or down until the leg is level when frame/leg assembly is in a stationary position.