

ErgoStat Footrest, Caster Base Mount

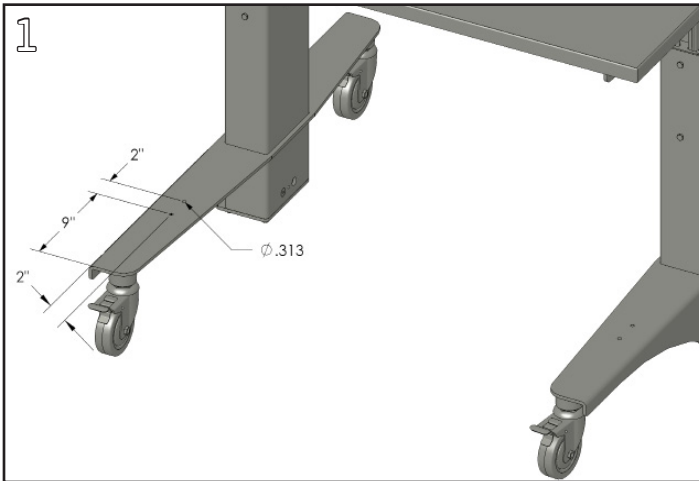
Product Numbers

- FREC36 thru FREC96

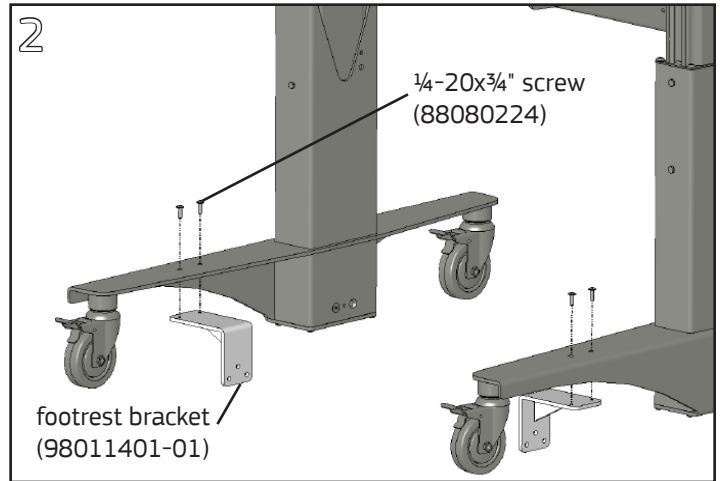
Hardware Pack: FRECHP (98011403-01)

Required Tools

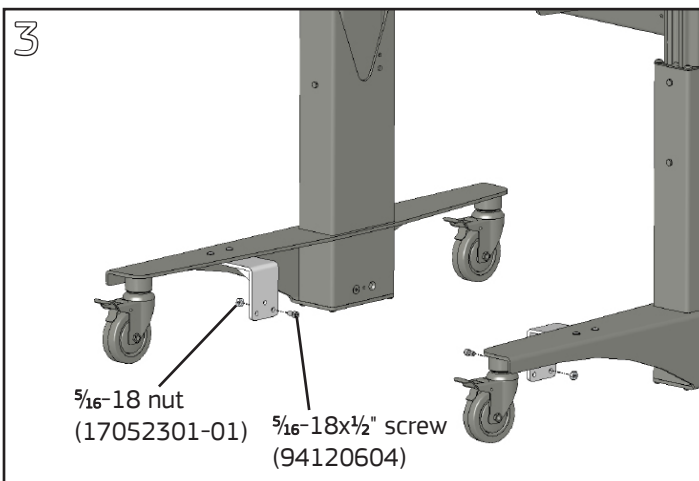
- $\frac{5}{16}$ " Drill Bit
- Drill
- $\frac{1}{2}$ " Wrench or Nutdriver
- $\frac{1}{4}$ " Allen Wrench
- $\frac{3}{16}$ " Allen Wrench
- $\frac{5}{32}$ " Allen Wrench



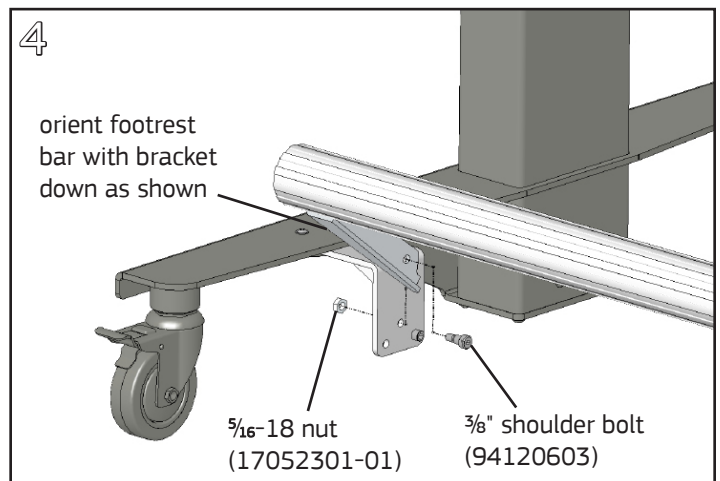
Drill two $\frac{5}{16}$ " diameter holes through the top of each caster base at the location shown.



With the flanges on the footrest brackets facing inward, align the two holes in the brackets with the drilled holes in the caster bases. Fasten each bracket with (2) $\frac{1}{4}$ -20x $\frac{3}{4}$ " button head screws using a $\frac{5}{32}$ " Allen wrench.



Install a $\frac{5}{16}$ -18x $\frac{1}{2}$ " cap screw through the back hole of each footrest bracket and fasten with a $\frac{5}{16}$ -18 nylock nut on the outward side of the bracket. Tighten fully with a $\frac{1}{4}$ " Allen wrench and $\frac{1}{2}$ " wrench or nutdriver.



Align holes in end of footrest bar with the middle hole in each footrest bracket. Fasten each end with a shoulder bolt and $\frac{5}{16}$ -18 nylock nut. Tighten fully with a $\frac{3}{16}$ " Allen wrench and $\frac{1}{2}$ " wrench or nutdriver. Footrest can be rotated forward (shown) or back.