

Spool Holder, Frame-Mount

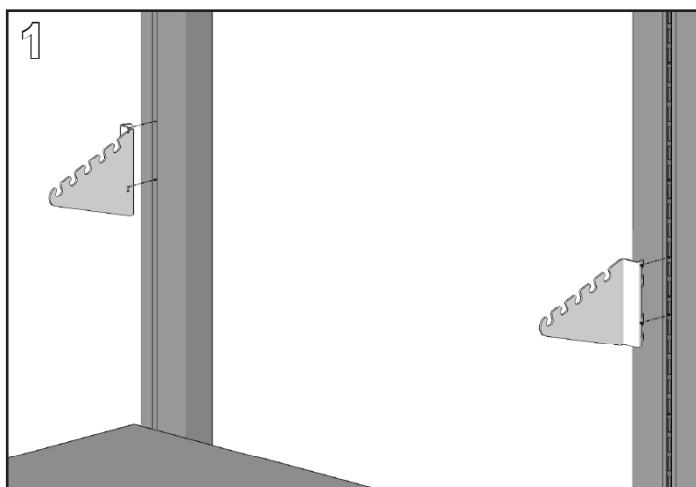
Product Numbers

- SPSxx
- SPLxx

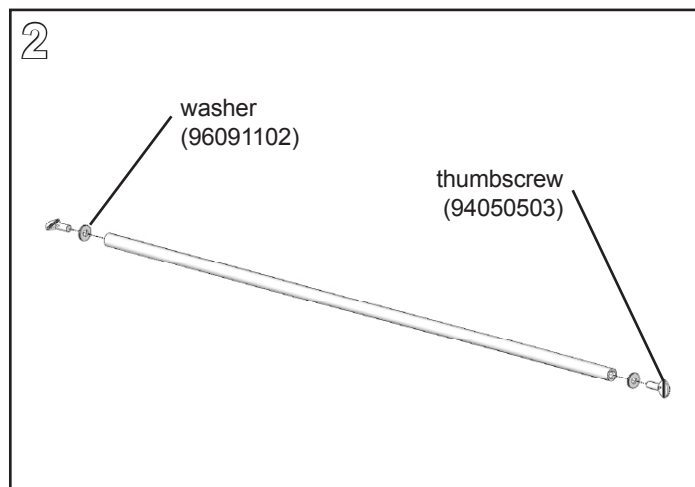
Hardware Pack: SPFHP (p/n 96121002)

Required Tools

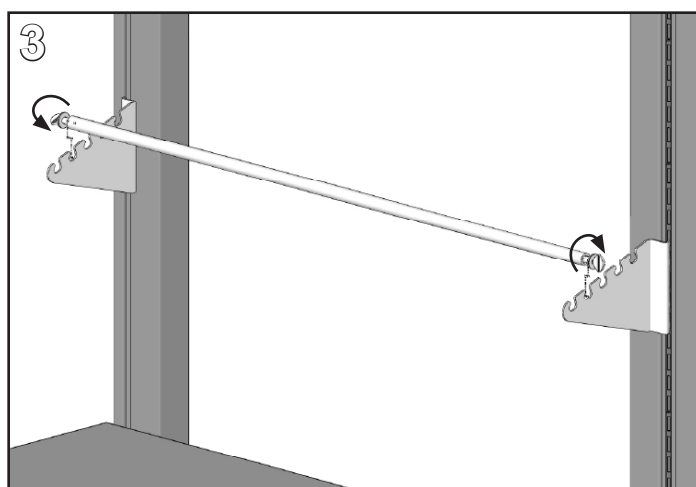
- None



With notched edge of bracket up, engage the left-hand bracket into the left side of the frame. Repeat with right-hand bracket on the right side. Ensure that the brackets are at the same height and are firmly seated in the hanger frame slots.



Place a 1/4" flat washer on each 5/16-18x3/4" thumbscrew and loosely fasten a thumb screw to each end of the spool holder rod/spindle.



Slide the material spool (not provided) onto the rod. Place the rod between the brackets in one of the notches with the washers outboard of the bracket. Securely tighten thumbscrew to prevent spool from disengaging.

SYMBIOTE[®] Technical Furniture