

Tote Bearers

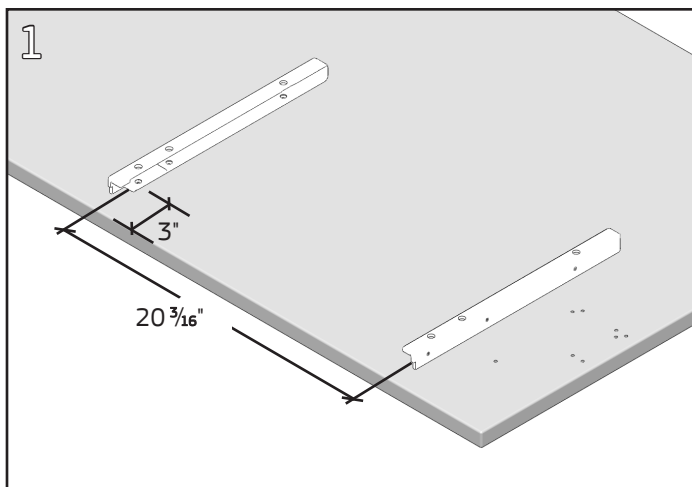
Product Numbers

- TBDT

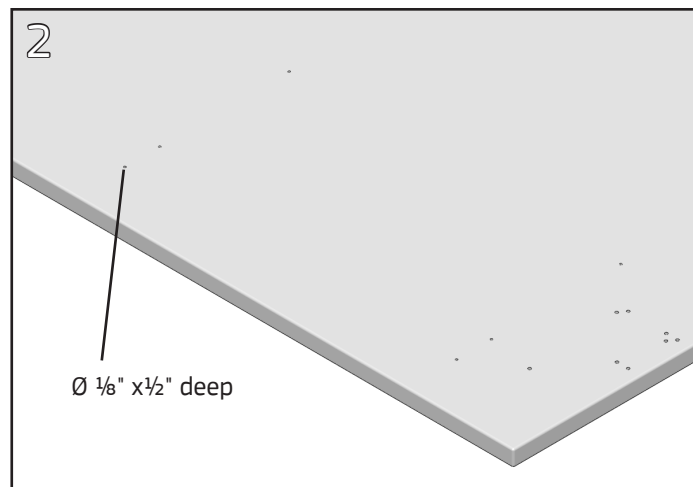
Hardware Pack: TOTEBHP (p/n 93122302)

Required Tools

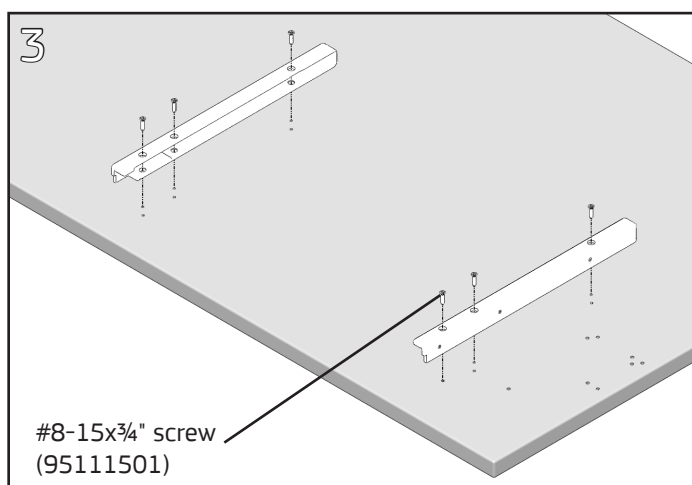
- 1/8" Drill Bit
- #2 Phillips Bit
- Cordless Drill/Driver



Determine position for Tote Bearer on underside of surface. The front holes of the drawer bearers should be positioned 3" from the front edge of the surface and spaced $20 \frac{3}{16}$ " apart. Mark hole locations using drawer bearers.



Using a 1/8" drill bit and cordless drill, drill 1/2" deep holes at the marked locations.



With open end of Tote Bearers facing the front of the surface, attach each bearer with (3) #8-15x3/4" Phillips flathead screws using a **#2 Phillips bit** and **cordless drill**.