

Flat Screen Arm Keyboard Platform

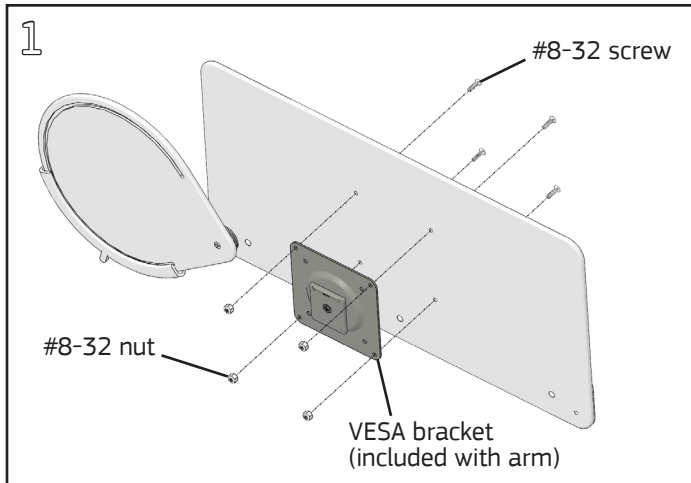
Product Numbers

- FSKPBK

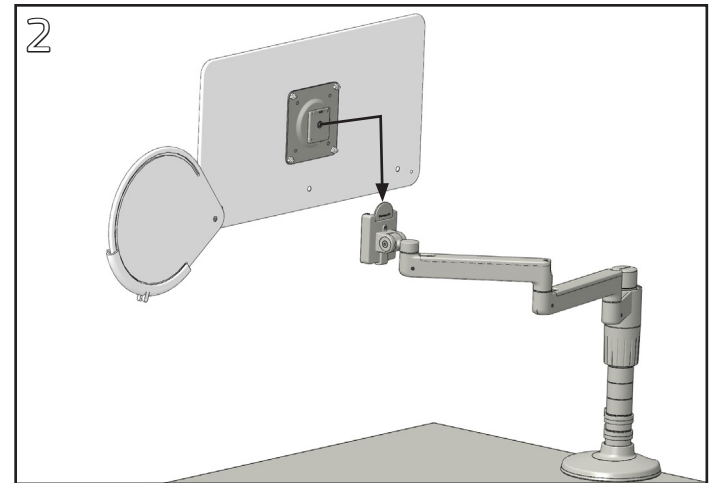
Hardware Pack: none (included in box)

Required Tools

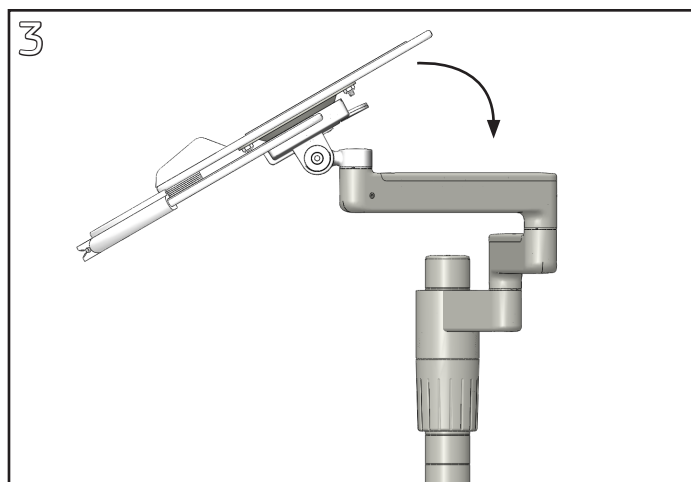
- #2 Phillips Screwdriver
- 11/32" Wrench/Nut Driver



Align the VESA bracket (included with arm, order arm separately) with the holes near the center of the Keyboard Platform. Fasten bracket to platform with (4) #8-32 flat head screws and (4) #8-32 acorn nuts using a **#2 Phillips screwdriver** and **11/32"** nut driver.



With the VESA bracket oriented "TOP" up, slide the bracket over the arm mount until it clicks into place.



Rotate the Keyboard Platform back towards a flat position.